



# ***Driving for Work: Managing Risk***

November 18, 2021

Rick Walters & Louise Yako

---

Learning more about you





# Overview



The importance of addressing road safety issues

Legal responsibilities

5 things *you* can do to reduce crash risks

Questions, answers and discussion

# Making the case for road safety



## The numbers tell the story



Motor vehicle crashes  
are the leading cause  
of traumatic workplace  
fatalities in BC.

# The numbers tell the story

**19**

**work-related  
crash fatalities**




**1/3** of traumatic  
workplace fatalities



**1,353**  
WorkSafeBC  
crash-related  
claims

**138,000+**  
lost work days



# The costs of work-related motor vehicle crashes

All Claims - Manufacturing	Crash Claims	Greater Costs
\$ 25,000	\$ 76,000	3x
53 days	84 days	1.6x

- Consequences for employee, family, company
- Lower morale, productivity
- Find, hire, train temporary employee
- Manage claim

**ALL  
PREVENTABLE**

# Legal road safety responsibilities





# Key road safety responsibilities

## *Workers Compensation Act*

- **Employers** - ensure health and safety of employees
- **Supervisors** - ensure safety of workers they supervise
- **Employees** - take reasonable care to ensure their own health and safety; follow safe work procedures



## *Occupational Health and Safety Regulation*



# Focus on workplace, not vehicle ownership

- **Workplace** - any place where a worker is engaged in work.
- Vehicle used for work is a *workplace*.
- Same responsibilities apply.
- Shape and improve policies and processes that enable all parties live up to safety responsibilities.



# 5 steps to help keep employees safe





## Step 1: Prioritize road safety culture

### Safety culture:

- sum of beliefs, values, attitudes and ***actions***
- the ways workplace safety issues are ***addressed***
- involves people across organization

*Plenty of opportunities to get started*



# Start the road safety conversation

## Management team

- safety meeting, article, email, chats with employees
- demonstrate leadership, commitment

## Human resources, safety practitioners


- make road safety integral part of operations; communicate
- [Building Policies and Procedures Tool Kit](#)

## Supervisors and drivers

- [Tailgate Meeting Tool Kit](#)

## Step 2 –Prepare drivers to be safe

- Drivers are KEY factor
- Driver qualifications:



*Knowledge + skills + attitude = driving behaviours*



## Driver competencies – part of hiring criteria



Understand driving abilities and gaps before you hire

Appreciate what driving tasks you can assign

Start thinking about necessary training / instruction

# Learn more with ride-along assessments

- In-vehicle observations of driver performance
- Insights to knowledge, skills, attitudes
- Strengths and limitations – driving assignments, training plan

[SkillCheck web page](#)

[Register for online workshop](#)





# Driver competencies – part of hiring criteria

Job: delivery driver

Candidate: \_\_\_\_\_

Driving criteria / skills	How to evaluate	Evaluation results
Strong driving record	Before interview, ask for copy of driver's abstract; check for penalty points, suspensions, prohibitions	No penalty points, suspension or prohibitions
Valid Class 1 licence	Ask to see driver's licence; check for proper class, issue / expiry date	Has valid Class 1, since 2002
Good navigation skills	Explain your navigations skills.	Used several GPS systems in other delivery jobs.
Patient, non-aggressive behaviours	Tell us how you manage to tolerate the frustrations of heavy traffic, and the impatient behaviours of other drivers.	Etc.
Excellent reversing skills	Tell us about some of the vehicles / configurations you have operated, and what safe reversing practices you commonly use.	Etc.

## Step 3 – Orient employees to driving responsibilities

New hires – experienced or not, they all deserve orientation

Particularly important for young or new workers

Explain operational basics, demonstrate how, expectations



## Step 4 – Managing driving at your workplace




IS TRAVEL REALLY  
NECESSARY?

IF TRAVEL IS NECESSARY,  
ARE THERE ALTERNATIVES  
TO DRIVING?


IF DRIVING IS NECESSARY,  
WHAT CONTROLS WILL BE  
PUT IN PLACE TO MINIMIZE  
RISKS?




# Reducing driving risks



IDENTIFYING AND  
UNDERSTANDING HAZARDS



EVALUATING RISKS



ESTABLISHING PRIORITIES



# RISK CHECK



Online risk assessment tool purpose-built for road safety



Built-in inventory of driving-related hazards



Framework to organize hazards



Objective criteria



Scoring guide helps you assign scores consistently

# Reducing driving risks

- Suggestions to reduce risks
- Planning tool
- Links to tools and resources to accomplish aims
- Who's responsible, target dates
- Shareable summary page





## Online journey management tool

Free, mobile-friendly, trip-planning checklist



# Step 5 - Build and implement safe driving policies

- Explain *how* employees are expected to drive for work
- Capitalize on the knowledge and experience of drivers, supervisors
- Example policies and procedures

[Building Strong Road Safety Policies](#)

[Safe Work Procedures](#)



# Summary

- Context, legal responsibilities
- 5 ways *you* can help reduce risks for employees who drive
  1. Company culture
  2. Driver and driving standards - SkillCheck
  3. Orientation
  4. Risk assessments - RiskCheck
  5. Journey management – TripCheck

# Questions





## Contact us with your questions

- **Rick Walters**  
rick.walters@roadsafetyatwork.ca
- **Louise Yako**  
louise.yako@roadsafetyatwork.ca





## Our next webinar

Thursday November 25, 2021

Keeping your employees safe during winter driving

We will email you more information

A promotional graphic for a webinar. The top section is dark blue with the text 'WEBINAR: Keeping Your Employees Safe During Winter Driving' in white, and 'November 25, 10 to 11 a.m.' in orange. Below this is a large orange and white downward-pointing chevron containing the 'ROAD SAFETY AT WORK' logo. The background of the lower half is a snowy road with several cars. At the bottom, there are three logos: 'SHIFT INTO WINTER' (with a snowflake icon), 'WINTER DRIVING SAFETY ALLIANCE', and an orange button that says 'REGISTER NOW'.

# Thank you

Please follow us:

