



RISK

Prepared

IDENTIFYING RISK HOT SPOTS



HIGH



manufacturing
Safety Alliance of BC

CONFIDENTIAL AND NONPROFIT

Health and Safety Advice and Training



About the Alliance



Certifying Partner
for the Occupational
Safety Standard of
Excellence *COR for
BC Manufacturers*

The Manufacturing Safety Alliance of BC is the nonprofit health and safety association for BC manufacturers and food processors.

More than 3,000 member and non-member employers use our training and confidential advisory services to build workplace health and safety programs and protect workers.

WorkSafeBC

Health and Safety in the Manufacturing Industry

Make It Safe Conference

Kelowna, 2023

Steve Marino

Occupational Safety Officer

WorkSafeBC

April 21, 2023

Manufacturing Stats

2021

Manufacturing Sector

11,500 claims \$143m paid

5762 time loss claims (50%) 964 serious injury claims (8%)

2776 sprains and strains (24%) 1881 MSI (16%)

5800 HCO (50%)

Food and Beverage Sector

2300 claims (22%) \$21.7m paid

1477 time loss claims (64%) 205 serious injury claims (9%)

789 sprains and strains (34%) 517 MSI (22%)

858 HCO (37%)

Manufacturing Stats

Injuries by body part:

	Manufacturing	Food and Beverage
Wrist, fingers, hands	26%	23%
Back	19%	21%
Shoulder	7%	8%
Ankles and feet	7%	7%
Other	6%	8%
Knee	6%	4%
Eyes	4%	3%
Head	3%	4%

2021-2023 Inspection Focus

- 1.Safeguarding and Lockout
- 2.Powered tools
- 3.Hand tools (knives)
- 4.Material handling (falling objects)
- 5.Falls from elevation
- 6.Falls same level (slips, trips and falls)
- 7.Mobile Equipment
- 8.Combustible Dust
- 9.Musculoskeletal injuries

Top 12 Non-Compliance Topics-Winery Production Facilities

H&S Program

Training & Orientation

Safeguarding

De-energ & Lock Out

Confined Space

Eyewash

Chemical Handling

Ladders

CO2 Monitoring

First Aid

PPE

Bullying and Harassment Program



WorkSafeBC

Health and Safety in the Manufacturing Industry

Make It Safe Conference

Kelowna, 2023

Steve Marino

Occupational Safety Officer

WorkSafeBC

April 21, 2023

Manufacturing Stats

2021

Manufacturing Sector

11,500 claims \$143m paid

5762 time loss claims (50%) 964 serious injury claims (8%)

2776 sprains and strains (24%) 1881 MSI (16%)

5800 HCO (50%)

Food and Beverage Sector

2300 claims (22%) \$21.7m paid

1477 time loss claims (64%) 205 serious injury claims (9%)

789 sprains and strains (34%) 517 MSI (22%)

858 HCO (37%)

Manufacturing Stats

Injuries by body part:

	Manufacturing	Food and Beverage
Wrist, fingers, hands	26%	23%
Back	19%	21%
Shoulder	7%	8%
Ankles and feet	7%	7%
Other	6%	8%
Knee	6%	4%
Eyes	4%	3%
Head	3%	4%

2021-2023 Inspection Focus

- 1.Safeguarding and Lockout
- 2.Powered tools
- 3.Hand tools (knives)
- 4.Material handling (falling objects)
- 5.Falls from elevation
- 6.Falls same level (slips, trips and falls)
- 7.Mobile Equipment
- 8.Combustible Dust
- 9.Musculoskeletal injuries

Top 12 Non-Compliance Topics-Winery Production Facilities

H&S Program

Training & Orientation

Safeguarding

De-energ & Lock Out

Confined Space

Eyewash

Chemical Handling

Ladders

CO2 Monitoring

First Aid

PPE

Bullying and Harassment Program



The Health and Safety Program



Safeguarding



De-energization and Lockout



Occupational Noise Exposure



Confined Space



MSI

Lifting

Twisting

Repetitive motion

Awkward posture

Force

Pulling and pushing

Slip, Trip, and Fall

Contact stress



Mobile Equipment



Steel Storage Racking



Questions

Where to go for help

- Manufacturing Safety Alliance of BC
- Employer Advisors
- Workers Advisors
- Private Consultants
- WorkSafeBC.com
- WSBC Prevention Line 1-888-621-7233
- Call or email Steven Marino 250-717-4327
Steven.marino@worksafebc.com

How We Support the Industry





Safety Advice

- Specialized Services



Training

- Resources



Events

- Webinars



Certification






**Safety Consulting and
Program Support**

Training and Resources





12 Months of Safety



Ergonomics





Mental Health Strategy

- Uniquely developed with industry and expert guidance
- GAP analysis and measurement approach
- Reducing stigma for a psychologically safe workplace culture

SAFETY
PINNACLE
AWARDS

JUNE

MIS
MAKE IT SAFE
ONLINE
OCT 26-27, 2023



KANAGAN


Events



APR 21, 2023

The help you need.

 safetyalliancebc.ca

 1-604-795-9595

 manufacturing@safetyalliancebc.ca





IN PARTNERSHIP WITH



ALLIED PARTNER



SAFETY SPONSOR



MARQUIS SPONSOR



Safety and Health Week



Together
we can create
safe workplaces
and
communities



A photograph of two men in work attire shaking hands. The man on the left is wearing a dark jacket and a white glove. The man on the right is wearing a light-colored striped shirt, a yellow safety vest, and glasses. The background is a blurred construction site. The text 'MIS' is overlaid in the center in a bold, orange, sans-serif font.

MIS

AGM & TOWN HALL

May 25



SAFETY PINNACLE AWARDS

JUN 08

SAVE THE DATE



JOIN US NEXT YEAR

MIS OKANAGAN
MAKE IT SAFE

APRIL 18 • 2024

